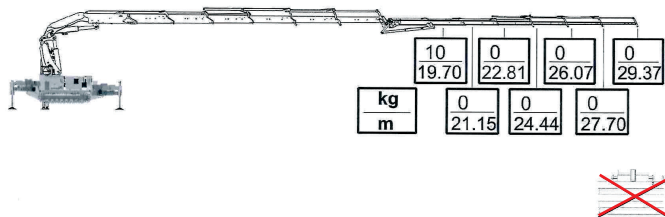
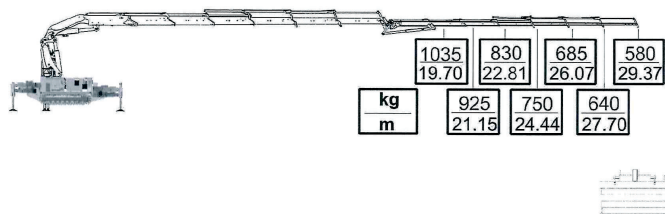


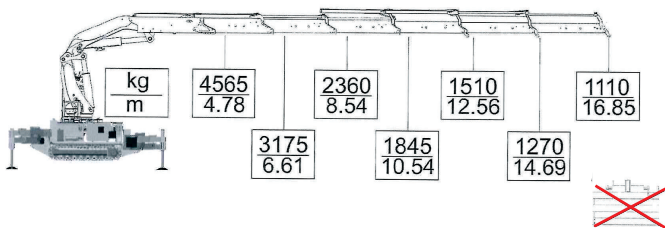
Grundmaschine mit Jib



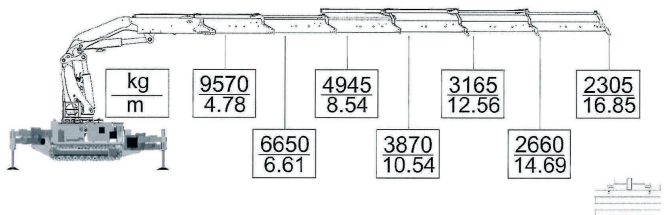
Grundmaschine mit Jib



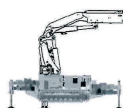
Grundmaschine ohne Jib



Grundmaschine ohne Jib

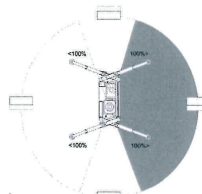


Grundmaschine mit Jib




6450 mm

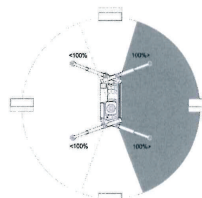
	465	370	305	260
	19.70	22.81	26.07	29.37
kg	415	335	285	
m	21.15	24.44	27.70	



Grundmaschine mit Jib

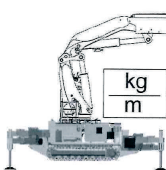


	1035	830	685	580
	19.70	22.81	26.07	29.37
kg	925	750	640	
m	21.15	24.44	27.70	

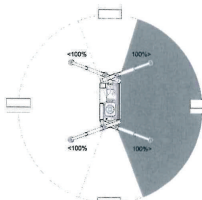


St. Pelagiberstrasse 32

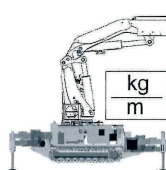
Grundmaschine ohne Jib



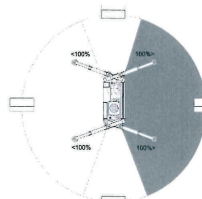
kg	7475	3860	2470	1800
m	4.78	8.54	12.56	16.85
	5195	3020	2075	
	6.61	10.54	14.69	



Grundmaschine ohne Jib



kg	9570	4945	3165	2305
m	4.78	8.54	12.56	16.85
	6650	3870	2660	
	6.61	10.54	14.69	

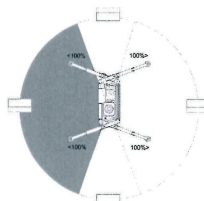
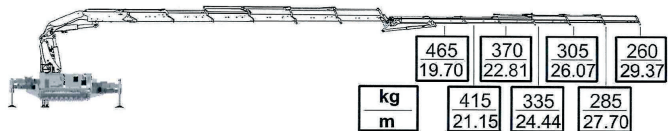




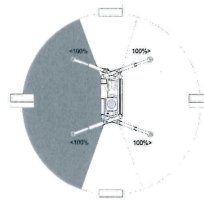
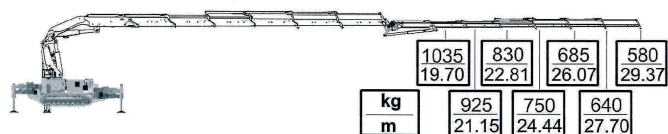
UBM-22 Lastdiagramm

Bischofberger GmbH

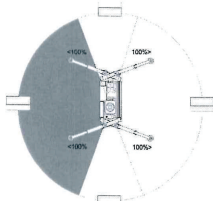
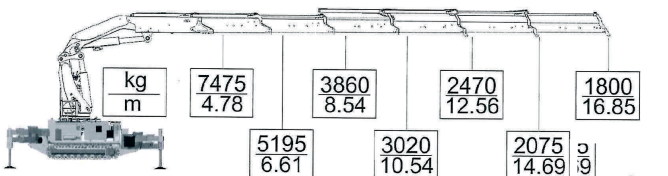
Grundmaschine mit Jib



Grundmaschine mit Jib



Grundmaschine ohne Jib



Grundmaschine ohne Jib

